


Introduction to Machine Learning



Boosting Boosting: CWB Basics 1

Gradient Boosting: CWB Basics 1



Learning goals

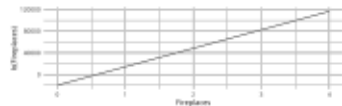
- Concept of CWB
- Which base learners do we use
- Built-in feature selection

Learning goals

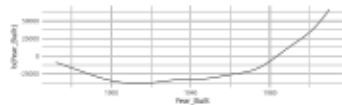
- Concept of CWB
- Which base learners do we use
- Built-in feature selection

BASE LEARNERS / 2


We restrict the base learners to additive model components, i.e.,



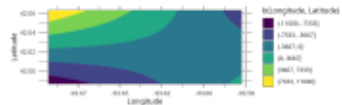
linear effect



non-linear (spline) effect



dummy encoded linear model of a cat. feature



tensor product spline for interaction modelling (e.g. spatial effects)

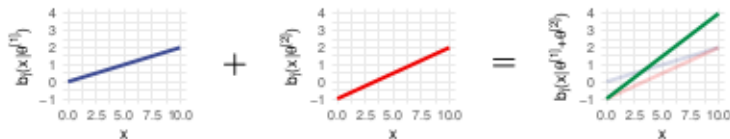


More advanced base learners could also be Markov random fields, random effects, or trees.

BASE LEARNERS / 3

Two BLs of the same type can simply be added by adding up their parameter vectors:

$$b_j(\mathbf{x}, \theta^{[1]}) + b_j(\mathbf{x}, \theta^{[2]}) = b_j(\mathbf{x}, \theta^{[1]} + \theta^{[2]}).$$



Thus, if $\{b_j(\mathbf{x}, \theta^{[1]}), b_j(\mathbf{x}, \theta^{[2]})\} \in \mathcal{B}_j$, then $b_j(\mathbf{x}, \theta^{[1]} + \theta^{[2]}) \in \mathcal{B}_j$.

